



RAECROWTHER.COM

ATHLETIC TRAINING EQUIPMENT

SINCE 1932

DOMINATE WITH FUNDAMENTALS

800.841.5050





*Constant innovation
in football training equipment
from 1932*

X-RAE ANGLE BLOCKING SLED


- The X-Rae is a purpose built “Angle Blocking Sled,” and is the only sled of its kind. It is purposefully built to be driven at an angle. With a great majority of play schemes utilizing angle blocking, this sled should be on everyone’s practice field.
- The sled might look strange, but it allows a range of drills for multiple positions that were never before possible .
- The angular tube that makes up the base of the sled is called the “Flipper.” The “Flipper” is a metal wing that can be flipped from the right side to the left side of the sled with the pull of a pin, so that the sled can be driven right or left.
- There are 3 colors on the wing. The player drives the sled in the direction of a color. Driving the sled to a similar colored cone is the ideal teaching progression.
- The sled utilizes the new H1 Pad. The H1 pad has shoulder pads and a jersey mounted on a foam torso. The feel and fit is realistic and is designed to train all aspects of hand placement.
- The X-Rae utilizes our HPST system (Hip Power Spring Tech). When the pad(s) is leveraged the HPST engages and provides resistance. The amount of resistance is adjustable to your preference and level of play.
- The angle (body lean) of the pads can be adjusted from 0, 12, or 20 degrees. This allows the drill to match the distance to contact. No tools, just pull a pin.
- Use on turf or grass.
- Pad colors: black, navy, royal, red, green, gold.
- Please watch the website video to understand how this amazing sled works.



POWER BOW SLED



- The Power-Bow gives the player and coach immediate feedback on the player's base, upperbody strength, and power.
- The two weight horns mounted on the back base are the key to the sled's performance.
- The key design element is for you to UNBALANCE the sled. For example, add 45 lb. plate(s) to the right side of the sled and then drill your players to drive the sled straight. The unbalanced feel is designed to replicate the direction of the opposing players force.
- The sled can be used traditionally w/o adding weight to unbalance it, or you can add weight evenly to the sled.
- The Power Bow utilizes our HPST system (Hip Power Spring Tech). When the pad(s) is leveraged, the HPST engages and provides resistance. The amount of resistance is adjustable to your level of play.
- Choose between 2 styles of great pads; the H1 pad or the E2 pad.
- The H1 pad has shoulder pads and a jersey mounted on a foam torso. The feel and fit is realistic, and is designed to train all aspects of hand placement.
- The E2 pad provides a tight hand "fit" that makes players accurate, powerful, and accountable. The coach can "see" if the player is accurate.
- The angle (body lean) of the pad can be adjusted from 0, 12, or 20 degrees. This allows the drill to match the distance to contact. No tools, just a pull pin. Lean the pad 20 degrees forward for goal line drills or "wrecking ball" technique, or stand the pad at 0 degrees for pass pro and linebacker drills.
- Pad colors: black, navy, royal, red, green, gold.



800.841.5050

H1 PAD

- The H1 pad is the next evolution in optimizing practice strikes on a sled.
- The H1 pad allows every rep in practice to feel like the strikes the players will execute on game day.
- The pad is as close to striking a human opponent as possible. The H1 pad has a real pair of shoulder pads and a jersey mounted on a foam torso. The feel and fit is realistic and is designed to train all aspects of hand placement.
- The greater a players practice strikes resemble game strikes, the more consistent and dominant the player will become.
- The H1 pad will fit many styles of existing's sleds. Please ask us when purchasing replacement pads for your existing sled.
- There are 3 models of H1 pads to choose from.
- The H1-X pads fits the Crowther X-Rae, Power Bow, Strike King.
- H1-G Pad fits most Gilman and World Sleds (6" flat springs and World Pad Plates).
- H1-R Pad fits most Rogers Leverage Sleds. See photo description marked H1-R
- Jersey colors: Black, Navy, Royal, Red, Green, Gold, White.
- Note: Because the H1 pads utilizes a real jersey and shoulder pads, it is not recommended to be left outside w/o being covered, thus we offer an outdoor protective cover with closure at bottom. Of course, you can always take the pads off and store inside



STRIKE KING SLEDS



- Strike King sleds utilize the new H1 Pads. H1 pads have a pair of shoulder pads and jersey mounted on a foam torso. The feel and fit is realistic and is designed to train all aspects of hand placement.
- Strike King Sleds employ our HPST system (Hip Power Spring Tech). When the pad(s) is leveraged the HPST engages and provides resistance. The amount of resistance is adjustable to your level of play.
- The angle (body lean) of the pads can be adjusted from 0, 12, or 20 degrees. This adjustment allows the drill to match the distance to contact. No tools, just pull a pin.
- Lean the pad 20 degrees forward for goal line drills or "wrecking ball" technique.
- Stand the pad vertical at 0-degree angle for pass pro and linebacker drills.
- Wide 56" pad spacing. Modular design allows the sled size to expand or contract easily.
- Run through frame for more drills. Use on turf or grass.
- A weight horn is mounted on each pontoon in order to make the sleds weight adjustable to your level of play, surface, or technique. In today's practice environment a sled must be designed to work on grass or turf, and the only way to make that possible is to allow the sleds weight to be adjustable. This also allows you to adjust how high you want the sled leveraged, or the amount of resistance to leverage.




800.841.5050

RAGE SLEDS

- Rage sleds provide players with great target points and resistance.
- Rage sleds utilize our HPST system (Hip Power Spring Tech). When the pad(s) is leveraged the HPST engages and provides resistance. The amount of resistance is adjustable to your level of play.
- Rage sleds come with E2 pads. These pads provide a tight hand “fit” that makes players accurate, powerful, and accountable. The coach can “see” if players are accurate in their strikes.
- The angle (body lean) of the pads can be adjusted from 0, 12, or 20 degrees. This allows the drill to match the distance to contact. No tools, just pull a pin.
- Lean the pad 20 degrees forward for goal line drills or “wrecking ball” technique.
- Stand the pad up at 0 degrees for pass pro and linebacker drills.
- A weight horn is mounted on each pontoon in order to make the sleds weight adjustable to your level of play, surface, or technique. In today’s practice environment a sled must be designed to work on grass or turf, and the only way to make that possible is to allow the sleds weight to be adjustable..
- Wide 56" pad spacing. Run through frame for more drills. Use sled on turf or grass.
- Modular design allows the sled size to expand, or contract.
- Pad colors: black, navy, royal, red, green, gold.



CLASSIC TWO MAN PAN SLED



- Classic Two Man Sled (A.K.A. the Pan Sled) is the king of teaching the mechanics of blow delivery.
- All of the fundamentals of blocking are encompassed in this sled.
- Pan base will spin away if hit incorrectly.
- Use 1 or 2 players at a time.
- Be the hammer, not the nail.
- The most used sled at the professional level.
- The Pan Sled has a cult-like following for one reason — EFFECTIVENESS!
- Two pad choices. E1 pad (Standard pad), or E2 pad (Optional pad with hand pockets).
- E1 pad (standard) is a narrow pad for shoulder and hand drills. The E1 pads are easily removable for storage without any tools. Colors black, navy, royal, red, green.
- E2 pad (optional) provides a tight hand “fit” that makes players accurate, powerful, and accountable. The coach can “see” if players are accurate in their strike. The E2 pads are easily removable for storage without any tools. Colors black, navy, royal, red, green.
- Add an optional 85 lb. sand bag for additional weight. Sand bag allows you to place weight where you want it. Sand bag stays in place.
- Powder coated black. Weight 364 lbs.
- Getcha Some Knockback!




800.841.5050

JAX TACKLER

- A tackling sled with 4 “dummies” that instantly self-uprights for the next rep. As the Jax is being tackled it simultaneously uprights another “dummy.” (see website video).
- Allows hundreds of speed reps with light impact to players. Hands free sled uprighting.
- Tackle from 4 different angles. Use for multiple drills. Square, angle, profile, and chase tackling.
- Thick foam padding for shoulder contact with durable vinyl coverings. Heavy 40 oz. nylon is used on end caps (black part of pads)
- Pad covers have metal D buckles (no plastic buckles that will crack over time). Quick Strap Systems makes assembly or disassembly easy.
- Metal base is made from thick steel and won't bend from player's weight. It can be disassembled for transport and storage.
- No tools required to remove the pads.
- Choose between Varsity and Junior size.
- Varsity Jax is 50" tall, and 72 lbs. Junior Jax is 40" tall and 59 lbs.
- Varsity colors are Black, Royal, Navy, Red, Green, Gold.
- Junior color is Black only.



CRANK CHUTE




- Crank Chute is designed to keep players low while maintaining a good football position.
- Designed and created to train players in as many varied drills as possible in the shortest possible time.
- Chutes have 2 hand cranks on either end for easy raising or lowering of the chute. Makes lowering or raising the chute fast and simple, doesn't require extra help.
- 3 Sizes available, 18', 24', or 30'.
- Modular construction, you can add length after purchase.
- Simple and fast angle adjustments from 0 (flat), 7, 15, or 90 (vertical).
- Height is crank adjustable from 55" to 73".
- Includes 2 locking caster wheels, and 2 non-caster wheels.
- Metal screen top is durable. Won't collect water or snow.
- Metal screen is 5' deep.
- Fit chute through a gate, or move chute to cut the grass.
- Powder coated black.
- Don't strain anymore, just CRANK!
- Models CR18, CR24, CR30



800.841.5050

S POP UP TACKLER

- Best tackling sled on the market because it combines the realistic S pad with a pop-up frame.
- Tackle to the ground and the sled uprights in seconds, ready for the next rep.
- S pad is shaped like a player to give the tackler a realistic look and angle.
- S pad allows tackler to work on eliminating space to the ball carrier, ear to ear.
- Sled design allows tackler to run their feet.
- S spring is surrounded by foam. The S-Pad has a protective two-part cover that is removable for storage.
- Choose between the S1 and S2 pads (S2 has arms and chest plate).
- Pad colors: black, navy, royal, red, green.
- Model# SPUT. Weighs 215 lbs. Powder coated black.




CLIMB SLED

- The sled for the mechanics of hip driven power and removing the helmet from contact. Sled concept comes from longtime pro coach Bill Callahan.
- Maximize your teaching of base blocks. Maximize your players practice time.
- May be the best tool available for helping the undersized lineman.
- The angle (or lean) of the S-Pad is adjustable, allowing the coach to adjust the contact angle. Lean pad forward like a player in their stance, or stand pad upright like a pass blocker. Or, anywhere in-between.
- With DL's offering little surface area to strike, the offensive lineman must learn the Climb technique by striking underneath the shoulder plate with an upper cut strike, while finding handles on the breast plate of the defender.
- The climb technique throws the helmet back and out of contact.
- S2 pad has built in breast plate with enough "give" to allow the offensive player to gain a handle. S2 pad also includes stubby short arms.
- 2 versions available: Pro and High School. Pro model is 3" taller and 100 lbs. heavier. Model# CS-PRO or CS-HS. Powder coated black.
- Pad colors: black, navy, royal, red, green



RACK ATTACK PAD



- A portable football pad designed to easily attach to a squat rack that provides unique targets for multiple techniques.
- The narrow handles promote ideal hand placement (player is always working correct hand placement). This allows a player to feel handles similar to shoulder pads.
- Around the edge of the pad is a 2" lip, allowing the player to grab a handle and work control of their opponent.
- Near the bottom of the pad is a foam Ledge that sticks out from the front pad. The Ledge velcro's in place (and detaches when not in use, but is sewn connected to the pad so it does not get lost).
- The Ledge is ideal for working the "Wrecking Ball" technique. Players strike up and through the pad, climbing the player out of their posture, and eliminating head contact. And, can also be used for Flipper contact.
- The Rack Pad fits on virtually any squat rack. Any rack with 3" wide uprights (fits 3"x 3", 3"x 4", 3"x 5", holes or drop in latches).
- Easy on and off. No metal in the pad. No tools required.
- Size is 24" L x 16" W (Center Width: 8") x 20 lbs.
- Color is Black




800.841.5050

TACKLE BREAKER SLED

- 6 Power-Arms simulate the arms of tacklers. Not just stripping the ball, but making a tackle. Each arm requires 200 lbs. of force to open.
- Reduces the risk of injuring a tackler and the ball-carrier in practice.
- Arms are adjustable in height. Arms are foam filled, not plastic, they do not require air.
- The power arms grab the ball carrier and force him to concentrate on ball security, body lean, pad level, and sustaining leg drive ... and toughness.
- Option 1: Power Bag (Swinging Dummy) 75 lbs. with Metal Beam Support: Use for stiff arm, forearm, collision, and evasion drills.
- Option 2: S Pads. Add 2 S Pads to the front of the sled. Adds multiple contact drills.
- Option 3: Wheel Kit (2 wheels per sled). Helps move sled.
- Option 4: Preassembly of chassis. Highly recommended.
- Pad colors black, royal, red, green.
- Weight: 550 lbs. / 1250 lbs. with all options.
- Powder coated black.
- Model# TBS.



POP UP DUMMIES



- 4 Choices of Pop Ups.
- 3 Size choices in the 'All Pro' models, Small 4', Medium 5', Large 6'.
- 'All Pro' models are shaped with a torso and stubby arms.
- Regular 5' Pop Up has traditional conical shape.
- Pop Ups free players and coaches from holding bags.
- No sand, no leaks, nothing to inflate.
- All Pro models have a metal spyder base that will not wear out from dragging.
- Spyder base is covered in hard foam near the top, to protect players legs.
- Pop up speed is adjustable with All Pro models.
- Handles on bottom for lifting.
- Extremely durable bases.
- Colors are Black, Red, Royal.
- 4 Types of optional attachment's: QB Arms, Linemen Arms, V Arms, and a strap for attaching a football.



800.841.5050

BLAST SHIELD


- Promotes ideal hand placement.
- Shape, sharpen, and polish all contact skills.
- Instills optimal postures needed to dominate on game day.
- Allows a player to feel handles similar to shoulder pads.
- Designed by Tip of the Spear pros.
- "Gold" triangles help focus hand strike accuracy and rotation.
- Designed to work vertically and horizontally.
- Hold shield horizontal for pass pro and wrecking ball drills.
- Protects the holder and the player with its unique dual layer foam technology.
- Multiple handles on sides and a strap on back.
- Positioned handles allow the coach to control the shield during contact.
- Dual layer foam technology give better feel during contact.
- Easy to store and travel.
- 24" length x 16" width (center width 8") x 4" thick x 5 lbs.
- Color is Black.



LANDING MAT

- Keep players off the ground.
- "Crash Mat" provides a large and soft-landing area for players.
- Ideal foam density, not too soft, not too hard.
- This is a foldable landing mat.
- Foldable feature helps with creating a higher surface to land on.
- Being foldable makes the mat easier to carry and store.
- 4 handles for carrying.
- 10' L x 6' W x 12" H.
- Weight 145 lbs.
- 3 Color choices: Yellow, Red, Royal Blue





HELMET RACK



- Newly redesigned Helmet Rack is made for today's larger helmets.
- This new rack has the height to accommodate helmets with cloth caps.
- Keep more of your team's helmets organized between practices, games and seasons.
- Usually fits 50 helmets.
- Stable, rigid base will prevent equipment from tipping over.
- Heavy-duty swivel casters.
- Color is Black.
- Model: HRAK
- Patent Pending.

SHOULDER PAD RACK

- This one rack can be used to accommodate shoulder pads for the entire football team, thanks to the four stacks that can hold between 60 and 80 shoulder pads altogether.
- Pads stack neatly on top of each other, keeping things organized and making sure that they retain their shape for a comfortable fit.
- Moving the pads is no hassle, as the rack's four heavy-duty casters roll around the locker room or equipment area with ease.
- Tubular steel construction delivers strong support for the whole team's shoulder pads.
- Rigid reinforced steel base adds stability to the rack to help prevent it from tipping over.
- Color: Black.
- Size is approx. Height: 68 in x Length: 60 in x Width: 24 in
- Weight: 52 lb
- Model: SRAK



800.841.5050

SLING BALL

- Practice against a fast-moving target. Pull back on the stretch tube and sling the ball.
- Affordable tackling tool that promotes "rip or elevator tackling".
- Sling Ball weighs 10 lbs., so contact is light.
- The stretch tube is attached to a small 50 lb. base. No metal in the base!



FOLDABLE CHUTE BOARDS

- An economical and foldable chute board with built in carry handles.
- Stiff high impact foam covered with 30 oz vinyl and rubber.
- 8' Length x 12" wide x 2 1/2" tall x 18 lbs.
- Edges are beveled to prevent ankle injuries.
- Won't warp, crack, or splinter like molded rubber boards.
- Color is black.
- Model# CGL-F



*See the entire Crowther
line of equipment at
www.raecrowther.com*



RAECROWTHER.COM

ATHLETIC TRAINING EQUIPMENT

SINCE 1932

DOMINATE WITH FUNDAMENTALS

800.841.5050